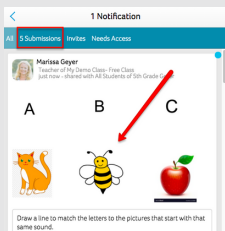


# COMPLETE & SUBMIT AN ASSIGNMENT

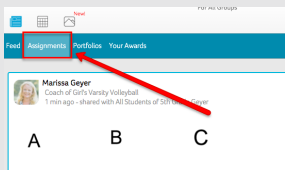
Has your teacher sent an assignment to complete and submit?



1

## YOU RECEIVED A NOTIFICATION.

You will see the assignment in your notifications. You can also click on "Submissions" tab.



2

## OPTION: CLICK THE ASSIGNMENT FEED.

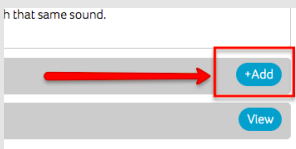
You can also click the **Assignment** tab in the feed to view any upcoming activities that need to be completed or submitted.

3

## CLICK +ADD.

Click the blue +Add to complete this activity.

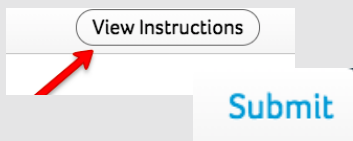
\*Best practice tip: Select "Drawing", unless the directions note otherwise. You can complete any of the tasks in the drawing tool.



4

## CLICK "VIEW INSTRUCTIONS" & COMPLETE ASSIGNMENT.

Click "View Instructions" and use the tools on the template to complete the activity. Click Submit when finished. The screen will close and return to Bloomz when submitted successfully.



5

## REVIEW ASSIGNMENT OR ADD ANOTHER SUBMISSION.

The message "Your response is recorded. Respond again" will appear. Click +Add to submit again. You can always go back and review submissions by clicking "View".

